


Муниципальное бюджетное образовательное учреждение

Логовская средняя общеобразовательная школа

«Рассмотрено»

Руководитель МО учителей
гуманитарного цикла и
иностранных языков

 /Андреева И.В./

Протокол № 1
от «30» августа 2022г.

«Согласовано»

Методист по УР

 /Бабина О.П./

« 01» сентября 2022 г.

«Утверждено»

Директор школы

 /Колосова Т.И./

Приказ №346

от « 01» сентября 2022 г.

Программно-методический материал к
рабочей программе по английскому языку

2 класс

Обучение чтению младших школьников на английском языке

Учителя английского языка высшей квалификационной категории
предмет уровень квалификации

Чувашиной Ольги Николаевны

2022/ 2023 учебный год

Обучение чтению младших школьников на английском языке

Методическая разработка

Автор: Чувашина Ольга Николаевна
учитель английского языка



СОДЕРЖАНИЕ

Введение.....	3
Алфавит английского языка	5
Согласные буквы. Часть 1.....	11
Согласные буквы. Часть 2.....	17
Контроль согласных букв	23
Гласные буквы. Часть 1	25
Краткие звуки	25
Контроль букв и звуков.....	29
Чтение односложных слов	32
Буквосочетания. Согласные буквы	38
Гласные буквы. Часть 2.	40
Краткие звуки	41
Буквосочетания. Долгие звуки.	44
Скороговорки.....	46
Дифтонги. Трифтонги	48
Правила чтения гласных букв в ударном слоге	52
Таблица буквосочетаний.....	60
Поем песни!	60
Чтение	68
Заключение	78
Список литературы.....	79
Приложение	80

ВВЕДЕНИЕ

Современные учебные материалы являются коммуникативно направленными, в которых применяется акустический подход при формировании фонетических навыков речи. Обучающиеся посредством прослушивания слов, речевых моделей, выражений и текстов имитируют, овладевая техникой чтения. Однако следует учитывать темп и часы, выделенные на обучение технике чтению в общеобразовательных учреждениях на начальном этапе. Под техникой чтения подразумевается не только буквенно-звуковое соотнесение, но и буквенно-звуковой связи со смысловым значением прочитанного содержания. Следует учитывать, что высокий уровень овладения техникой чтения позволяет сформировать продуктивные (говорение, письмо) и репродуктивные виды речевой деятельности (аудирование, чтение).

Наблюдение показывает, что акустический подход не позволяет сформировать слухо-произносительные навыки и речевые умения, так как слишком велик процент ошибок.

Впоследствии несформированный навык затрудняет производить работу с текстом зрительно и на слух: понять основную мысль, получить подробную информацию, вычленить конкретную информацию.

Поэтому, целью при обучении чтению младших школьников на начальном этапе является определение подхода к формированию техники чтения, разработка системы упражнений и приемы запоминания буквенно-звуковых образов.

В соответствии с целью обучения чтению на начальном этапе разработаны задачи:

- умение соотносить графического образа слова с его звуковым;
- воспроизводить каллиграфически буквы;

- умение соотносить зрительного/графического образа речевой единицы с ее слухоречедвигательным образом;
- извлекать необходимую информацию из текста и использовать ее в зависимости от поставленной задачи;
- развитие ассоциативного запоминания.

Исходя из вышеизложенной информации, было решено составить методическую разработку, чтобы избежать трудностей и формировать положительный настрой к дальнейшему изучению иностранного языка. Данная методическая разработка позволяет ознакомить младших школьников с зарубежными песенным и стихотворным фольклором, развивая интеллектуальные и познавательные способности обучающихся.

АЛФАВИТ АНГЛИЙСКОГО ЯЗЫКА.

1. Послушай учителя и повтори буквы.
2. Послушай песню и спой.

Aa [eɪ]	Bb [bi:]	Cc [si:]	Dd [di:]	Ee [i:]	Ff [ef]	Gg [dʒi:]
Hh [eɪtʃ]	Ii [aɪ]	Jj [dʒeɪ]	Kk [keɪ]	Ll [el]	Mm [em]	Nn [en]
Oo [ou]	Pp [pi:]	Qq [kju:]	Rr [ɑ:]	Ss [es]	Tt [ti:]	Uu [ju:]
Vv [vi:]	Ww [dʌblju:]	Xx [eks]	Yy [waɪ]	Zz [zed]		

3. Обведи

заглавные буквы

A a B b C c D

E e F f G g H

I i J j K k L

M m N n O o P

Q q R r S s T

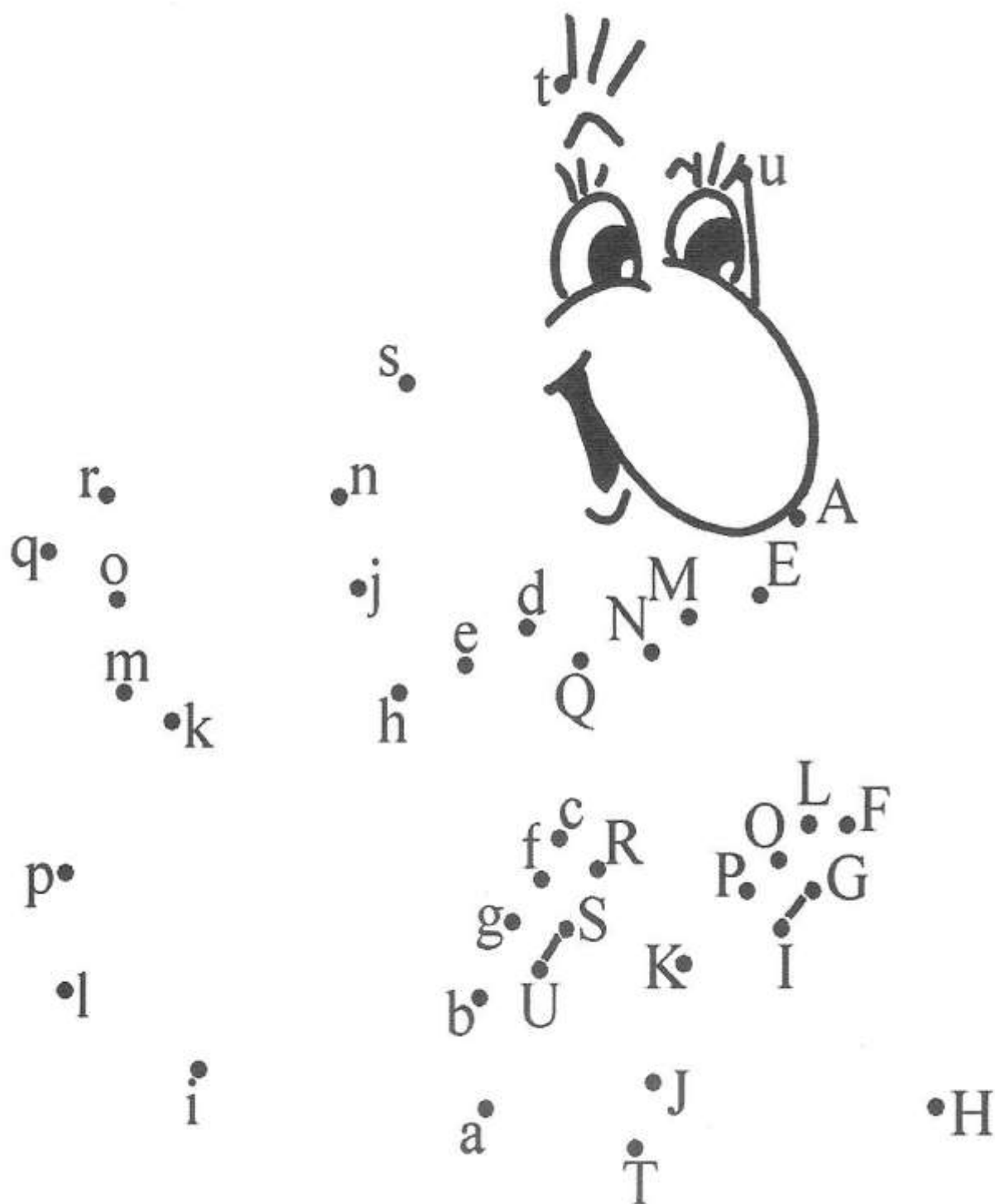
U u V v W w X

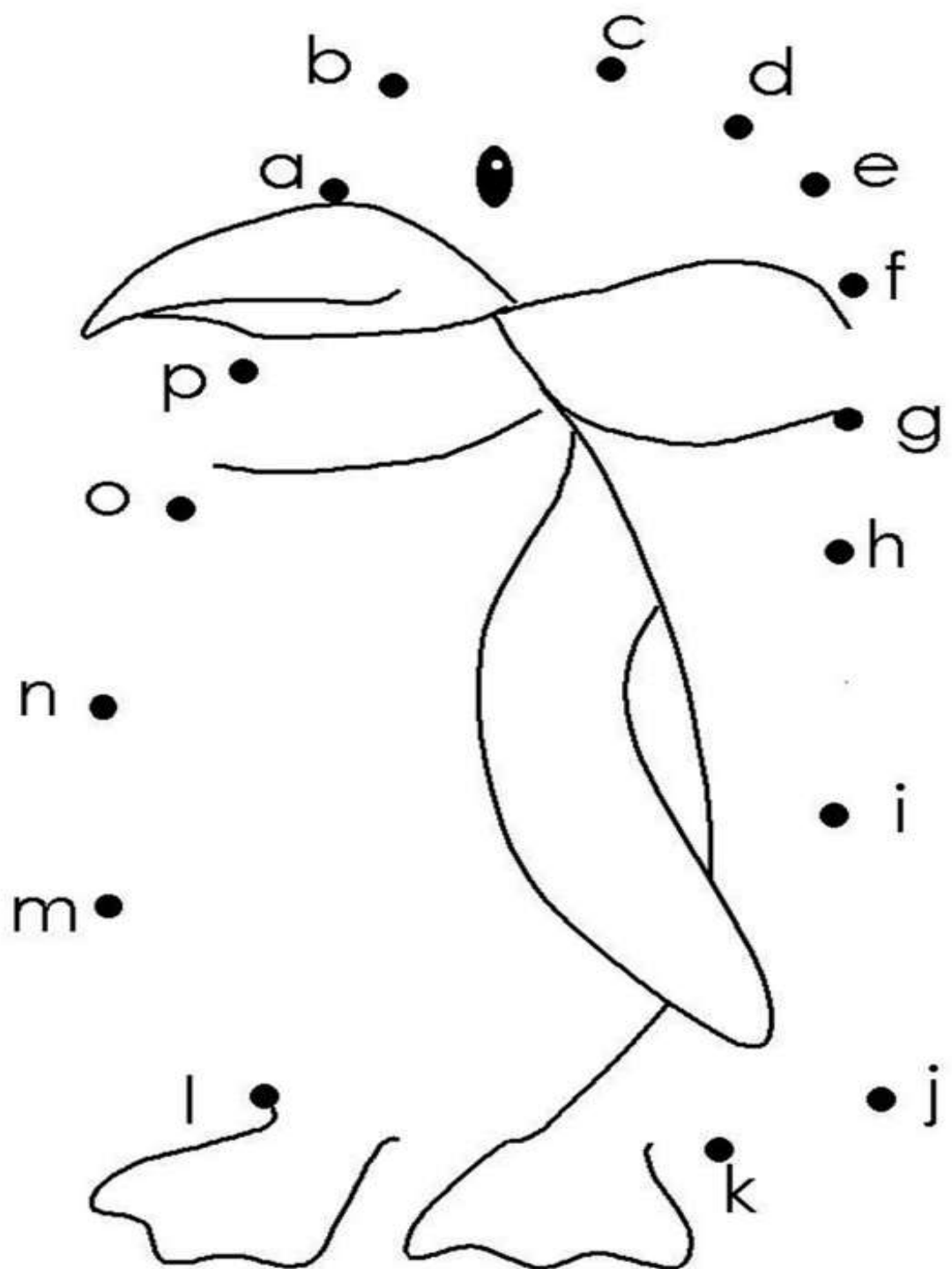
Y y Z z


строчные буквы

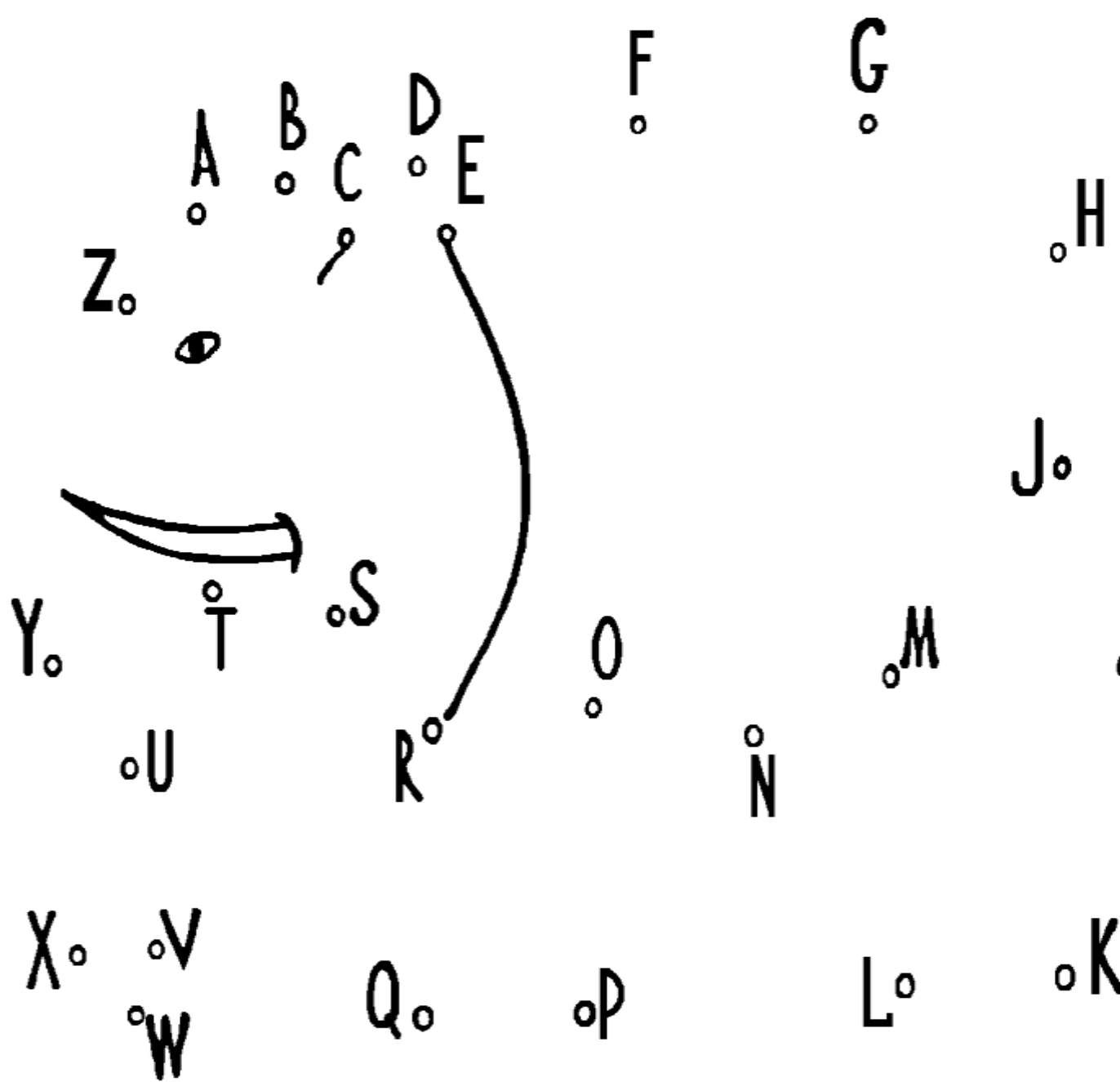


4. Соедини буквы по порядку, чтобы получилась картинка.



















СОГЛАСНЫЕ БУКВЫ. ЧАСТЬ 1

Буква	Звук	Слово	Картинка
В в	[b] – звук соответствует русскому «б», но произносится с сомкнутыми губами энергично и резко	bed	
С с	[k] - звук следует произносить с придыханием “к”	cat	
Д д	[d] – звук соответствует русскому «д», но при произнесении язык направляется к бугоркам на верхнем небе.	dog	

F f	[f] – звук соответствует русскому «ф», но при произнесении верхние зубы касаются наружного края нижней губы.	flag	
G g (g)	[g] – звук соответствует русскому «г», но произносится с большей напряженностью. (в некоторых учебниках можно встретить такую форму “g”).	glass	
H h	[h] – звук произносится как очень слабое русское «х» (представь, что тебе холодно, и ты греешь руки; или когда дышат на стекло)	horse	
J j	[dʒ] – звук соответствует русскому «дж», но при произнесении язык направляется к бугоркам на верхнем небе.	jug	

К k	[k] – звук следует произносить с придыханием “к”	kangaroo	
L l	[l] - звук соответствует русскому «л», но при произнесении язык направляется к бугоркам на верхнем небе (намного дальше от передних зубов).	lamp	
М m	[m] - звук соответствует русскому «м», но произносится с сомкнутыми губами энергично и резко.	mouse	

Задания

1. Послушай звуки и повтори.
2. Пропиши буквы и проговори их звуки.
3. Нарисуй в тетради к каждой букве картинку и выдели на картинке букву.
Проговори слова.
4. Соедини заглавные буквы со строчными буквами.

C
L
K
B
D
F
G
J
H

f
h
g
d
j
l
c
b
k

5. Заполни таблицу. Впиши недостающие звуки или буквы.

l	[]	d	[]
	[k]	k	[]
	[m]		[b]
f	[]		[dʒ]
			[h]

6. Послушай учителя и прочитай по звукам.

- k k g h f l f d b m h c c
- b b b d d d b b d d b d
- j j l m f j h c b l j f g h h

7. Послушай учителя и прочитай буквосочетания.

- g k c k l j l h
- b d g d f b h b
- f m c j l k m h

8. Обведи букву, на которую начинаются слова.



1) h g f



2) g j l



3) c h k



4) f k h



5) d f b



6) j g k



7) d b g



8) h m l



9) c k h



10) l j m

9. Впиши пропущенные строчные буквы и прочитай их.

___ ouse

___ amp

___ at

___ lass

___ og

___ ug

___ lag

___ orse

___ ed

___ angaroo

10. Поставь **X**, если слова не соответствуют картинкам, и **✓**, если соответствуют.



1) bed ☐



2) glass ☐



3) horse ☐



4) jug ☐



5) mouse ☐



6) cat ☐



7) dog ☐



8) lamp ☐


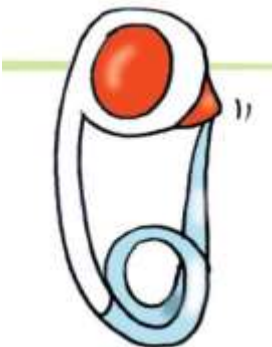









9) kangaroo ☐





10) flag ☐

СОГЛАСНЫЕ БУКВЫ. ЧАСТЬ 2.

Буквы	Звуки	Слова	Картинки
N n	[n] - большая музыкальность и продолжительность звучания, чем в русском “н”	nest	
P p	[p] - звук произносится с придыханием	pin	
Q q	[k] - следует произносить с придыханием “к”, при этом губы формируют О-образную форму.	queen	
R r	[r] - губы образуют трубочку и мягко произносится “р”	rabbit	
S s	[s] - следует произносить твердый глухой “с”, более продолжительное звучание (имитация шипения)	snake	

	змеи)		
T t	[t] - звук произносится с придыханием	tree	
V v	[v] - следует прикусывать нижнюю губу и проговаривать “в”	vest	
W w	[w] - губы образовывают трубочку и произносится “в”	window	
X x	[ks] – звук “к” следует произносить с придыханием и одновременно произносится твердый глухой “с”	box	

Y y	[j] - звук напоминает русское “й” (как в слове “если”)	yacht	
Z z	[z] - следует твердо произносить звонкий “з”	zip	

Задания

1. Послушай звуки и повтори.
2. Пропиши буквы и проговори их звуки.
3. Нарисуй в тетради к каждой букве картинку и выдели на картинке букву.
Проговори слова.

4. Соедини заглавные буквы со строчными буквами.

S
Z
Q
T
X
V
N
Y
W
R
P

r
v
w
p
z
s
q
y
t
n
x

5. Заполни таблицу. Впиши недостающие звуки или буквы.

s	[]		[z]
n	[]	t	[]
	[v]	r	[]
	[k] (3 буквы)		[ks]
p	[]	w	[]
y	[]	-	-

6. Послушай учителя и прочитай по звукам.

- y w s z x y x y s n s z r r
- w w t t t q z y y p q r v t
- q q r v w v t y p y x x z n

7. Послушай учителя и прочитай буквосочетания.

- s z p t s q n y
- v w t x q y s w
- n t r t y v p x

8. Обведи букву, на которую начинаются слова.



1) t s p

2) v z r

3) w v q

4) w p t



5) n t p

6) w z s

7) p q x



8) n t r

9) v y w

10) v w t

9. Впиши пропущенные строчные буквы и прочитай их.

_indow

_ip

_ueen

_abbit

_ree

_acht

_est

_in

_nake

bo_

10. Поставь **X**, если слова не соответствуют картинкам, и **✓**, если соответствуют.



1) tree ☐

2) box ☐

3) zip ☐

4) nest ☐



5) vest ☐

6) snake ☐

7) rabbit ☐

8) queen ☐



9) pin ☐

10) yacht ☐

11) window ☐

КОНТРОЛЬ СОГЛАСНЫХ БУКВ.

1. Игра “Бинго” - обучающиеся получают карточки с таблицей букв.

Учитель произносит звуки определенных букв, а обучающимся, в свою очередь, следует вычеркнуть буквы услышанных звуков. Победят те обучающиеся, у которых все буквы услышанных звуков будут вычеркнуты правильно или в крайнем случае 8 букв. Учитель произносит такие звуки: [b], [k] (3 буквы должны быть вычеркнуты), [f], [t], [l], [m], [dʒ], [p], [j], [s], [w], [h] (Приложение 1). После каждый ученик зачитывает свои буквы. Примечание: буквы в разной последовательности.

2. Электронная игра в приложении “Wordwall” - карточки с рисунками следует соединить с буквой (ссылка: <https://wordwall.net/resource/20210505/test-letters-and-sounds>)

3. Звуко-буквенный диктант. Учитель произносит звуки всех согласных букв, обучающимся следует подписать буквы услышанных звуков.

4. Впиши буквы к звукам

	[dʒ]
	[k] (2 буквы)
	[l]
	[f]
	[g]
	[m]
	[j]

5. Пропиши слова в тетради по одной строчке.







bed	jug	pin	vest
cat	kangaroo	queen	window
dog	lamp	rabbit	box
flag	mouse	snake	yacht
glass	nest	tree	zip





6. Найди слова и обведи: mouse, kangaroo, zip, lamp, glass, window, rabbit, yacht, nest.

m	o	u	s	e	t	z	k	b
v	p	e	h	f	l	a	g	r
s	w	r	s	y	n	t	f	a
x	i	g	n	g	a	k	d	b
z	n	j	a	l	b	c	x	b
l	d	r	k	a	q	z	h	j
p	o	n	e	s	t	j	q	t
o	w	h	e	s	l	a	m	p

ГЛАСНЫЕ БУКВЫ. ЧАСТЬ 1.

КРАТКИЕ ЗВУКИ.

Буквы	Звуки	Слово	Картинка
А а	<p>[æ] - следует широко открыть рот, приложить ладонь ниже подбородка, произнести “э” так, чтобы нижняя челюсть коснулась ладони.</p> 	ant	
Е е	<p>[e] - следует улыбнуться и произнести “э”</p> 	egg	
И и	<p>[i] - следует немного приоткрыть рот и произнести “и”</p> 	ink	

О о	<p>[ɐ] - звук напоминает что-то среднее между “и” и “о”, широко следует приоткрывать рот и произносить звук</p> 	orange	
У у	<p>[ʌ] - следует нешироко приоткрыть рот и произносить “а”</p> 	umbrella	

Задания

1. Послушай звуки и повтори.
2. Пропиши буквы и проговори их звуки.
3. Нарисуй в тетради к каждой букве картинку и выдели на картинке букву.
Проговори слова.
4. Соедини заглавные буквы со строчными.

5. Заполни таблицу. Впиши недостающие буквы или звуки.

e	[]	u	[]
	[o]	a	[]
	[i]	-	-

6. Послушай учителя и прочитай.

B, C, D, F, G, H, J, K, L, M, N, P, Q, R, S, T, V, W, X, Y, Z

7. Обведи букву, на которую начинаются слова.



1) a o u



2) i a e



3) o u i



4) a o u



5) u i e

8. Впиши пропущенные строчные буквы и прочитай их.

_range

_nk

_nt

_mbrella

_gg

9. Поставь **X**, если слова не соответствуют картинкам, и **✓**, если соответствуют.



1) egg ☐



2) ant ☐



3) umbrella ☐



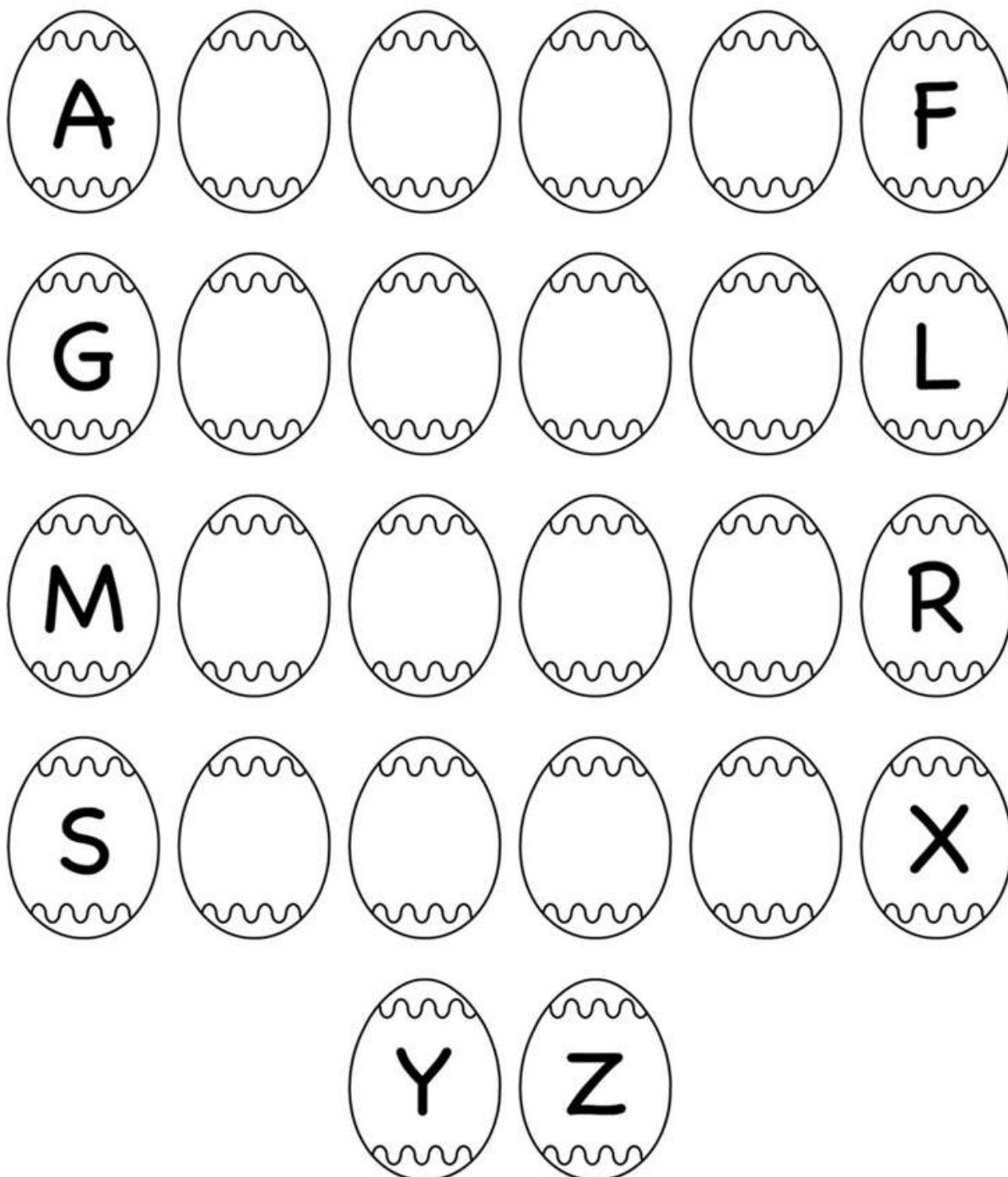
4) orange ☐




5) ink ☐

КОНТРОЛЬ БУКВ И ЗВУКОВ.

1. Заполни алфавит заглавными буквами.



2. Заполни алфавит строчными буквами.



3. Послушай учителя и прочитай.

It's an ant. A, a, ant.

It's a bed. B, b, bed.

It's a cat. C, c, cat.

It's a dog. D, d, dog.

I've got an egg. E, e, egg.

I've got a flag. F, f, flag.

I've got a glass. G, g, glass.

I've got a horse. H, h, horse.

Look at the ink! I, i, ink!

Look at the jug! J, j, jug!

Look at the kangaroo! K, k, kangaroo!

Look at the lamp! L, l, lamp!

Where's the mouse? M, m, mouse?

Where's the nest? N, n, nest?

Where's the orange? O, o, orange?

Where's the pin? P, p, pin?

That is a queen! Q, q, queen!

This is a rabbit! R, r, rabbit!

That is a snake! S, s, snake!

This is a tree! T, t, tree!

It's a red umbrella. U, u, umbrella.

It's a blue vest. V, v, vest.

It's a pink window. W, w, window.

It's a green box. X, x, box.

Read "yacht"! Y, y, yacht!

Read "zip"! Z, z, zip!

ЧТЕНИЕ ОДНОСЛОЖНЫХ СЛОВ

a b c d f g h j l m n p r s t x

s a t	m a t	r a t	b a t	c a t	f a t
c a p	s a p	m a p	t a p	l a p	r a p
a m	r a m	S a m	h a m	d a m	j a m
r a g	b a g	t a g	w a g	h a g	l a g
c a n	m a n	r a n	t a n	f a n	p a n
s a d	m a d	h a d	l a d	p a d	d a d

s a t	s a p	S a m	s a d
m a p	m a n	m a d	m a t
t a n	t a p	t a g	t a x
c a b	c a t	c a p	c a n
b a g	b a d	b a n	b a t
h a t	h a m	h a g	h a d
r a p	r a t	r a n	r a g
l a d	l a p	f a n	f a t

s a t	m a n	f a t	t a n	p a t	b a n
m a p	c a n	m a d	c a t	m a n	c a b
r a g	c a t	l a p	h a m	b a t	t a p
j a m	f a n	d a m	h a d	t a g	r a p

sat	cap	rag	can	sad	mat	sap
ram	bag	man	mad	rat	map	Sam
tag	ran	had	bat	tap	ham	wag
tan	lad	cat	lap	dam	hag	fan
pad	fat	rap	jam	lag	pan	dad

e

bet	net	get	pet	set
jet	wet	let	met	bet
den	hen	men	pen	ten
beg	keg	leg	peg	Meg
bed	fed	led	Ned	red
wed	shed	red	bed	fed

bet	beg	bed	bet	Ben
met	men	Meg	men	met
pet	pen	peg	pen	pet
let	leg	led	less	let

bet	den	keg	bed	net
den	wed	beg	hen	jet
wet	men	net	leg	fed
shed	pet	peg	ten	get
red	pen	let	bet	Ned
pet	Meg	Ben	set	fed

net	jet	fed	get	ten	Ned	set	leg
hen	bed	keg	net	set	peg	leg	den
Meg	pet	pen	wed	men	bet	shed	wed
wet	red	pet	Ben	less	set	web	get

i

sit	fit	hit	bit	kit
him	rim	dim	Jim	Tim
sip	rip	nip	lip	dip
win	tin	sin	fin	bin
fig	rig	pig	big	dig
hid	lid	did	kid	mid
rib	fib	bib	fib	rib
mix	six	fix	six	mix

hit	him	hid	hip
sin	sit	sip	six
rib	rim	rip	rig
tin	Tim	tip	tin
lid	lip	lit	lip
pig	pin	pit	pig

sit	him	fit	rim	hit	dim
sip	win	rip	tin	hip	sin
rid	hid	rig	hit	rim	hip
mid	dig	bin	dip	pit	lip
fin	big	kid	fib	six	rib

tin	fib	pig	sin	bit	rip	pin	sip
jig	nip	him	hip	did	lip	dip	mix
hit	bin	hit	fin	fig	six	lip	hid
big	fit	dig	sit	mid	rig	rib	fix

o

hot	pot	not	rot	got
sob	rob	mob	fob	bob
hop	mop	top	pop	lop
cog	fog	hog	jog	bog
sod	rod	nod	hod	pod

hop	hot	hog	hod
pop	pod	pot	pod
cob	cog	cod	cot
Tom	top	top	Tom
rob	rod	rob	rot
mop	mob	mop	mob
sob	sod	sod	sob

hot	mop	not	top	pot	lop
rob	hop	rod	hog	rot	hod
got	Tom	nod	sob	jog	pop

dot	mop	Tom	cob	jog	pop	hot	cog
log	pot	hog	lot	sod	fob	got	bob
not	fog	log	pod	pop	rob	sob	rot

u

n u t	h u t	c u t	g u t	b u t	j u t
f u n	r u n	n u n	s u n	g u n	b u n
u p	p u p	s u p	c u p	s u p	p u p
r u g	m u g	p u g	j u g	d u g	b u g
h u b	r u b	t u b	r u b	h u b	t u b
b u d	m u d	c u d	m u d	b u d	c u d
s u m	h u m	g u m	r u m	g u m	s u m

h u t	h u m	h u g	h u b
r u n	r u g	r u b	r u m
b u s	b u t	b u g	b u n
s u p	s u n	s u m	s u n
c u t	c u p	c u d	c u p
g u n	g u t	g u m	g u n

c u p	f u n	h u b	s u m	r u g	b u d
h u t	r u n	b u s	c u t	s u p	n u t
s u n	c u p	b u t	r u g	h u m	n u n
m u d	h u m	r u b	r u n	p u p	m u g
s u p	n u n	t u b	g u m	p u g	c u d

h u t	m u d	h u g	r u b	b u s	c u d	s u m	j u g	r u n
t u b	d u g	j u t	t u g	g u n	b u n	r u m	h u b	n u t
g u n	u p	c u t	s u n	t u b	g u m	m u d	f u n	h u m
h u t	p u p	g u t	m u g	j u t	b u g	b u n	s u m	c u p

4. Перерисуй и заполни таблицу. Изобрази рисунки, которые «скрываются» под этими словами.

Слово	Рисунок
bed	
jug	
dog	
window	
flag	
tree	
umbrella	

4. Прочитай слова.

[f] – [v]

fun van

fan vail

fact vet

frog vest

[v] – [w]

vest west

veg wag

vet wet

[t] – [f]

Ted Fed

ten fen

top fox

[k] – [g]

kit get

kola gun

kog giddy

[t] – [d]

two don

tap dip

ten dim

[s] – [z]

sit zed

swim zebra

sun zip

[kw] – [p]

quadra piano

quest pet

quid pin

БУКВОСОЧЕТАНИЯ. СОГЛАСНЫЕ БУКВЫ.

Ch [tʃ] – следует энергично
произнести звук «ч»

bench, chest, teacher, chicken,
cheese, chips, match

[θ] – следует
поместить язык
между зубами и
произнести звук «с»
three, bath, teeth, mouth,
thick,

[ð] – следует
поместить язык
между зубами и
произнести звук «з»
the, this, that, father,
other, then

Sh [ʃ] – следует мягко
произносить звук «ш»

shell, sheep, ship, shine,
shower, shop, shirt, shade.

Ph [f]

dolphin, elephant, photo,
phone, nephew, Ralph.

Lm [m], Lf [f], Lk [k]

Palm, calm, balk, half, walk,
calf

Ng, [ŋ] – следует приоткрыть
рот и произнести звук «н»,
кончик языка не должен
двигаться, (можно опираться о
нижние зубы).

thing, bang, sing, song, ring,
reading, playing, watching.

Gn, Kn [n]

knob, knit, gnat, gnash, knee,
knife, knock, knave.

Nk [ɲk] - приоткрыть рот и произнести звук «н», кончик языка не должен двигаться, (можно опираться о нижние зубы) и произнести звук «к».

think, sink, blank, frank, drink,
thank, ink

Wr [r], Mb [m], St [s], mn [m]

whistle, listen, lamb, wrap,
climb, comb, hustle, limb,
wrist, wring, autumn, damn

Pt [t], Ps [s], Pn [n]

pneumonia, psychology,
receipt, pseudo

Непроизносимый h

honour, rhyme,
ghost, hour

Wh

[w]	[h]
when	who
whale	whose
white	whom
where	whole

ГЛАСНЫЕ БУКВЫ. ЧАСТЬ2.

КРАТКИЕ ЗВУКИ.

Буквы, буквосочетания	Краткие звуки	Слова
ey y i	[ɪ]	key, monkey, honey, donkey, money funny, happy, sunny zip, tip, ship
E ea	[e]	bed, pet, let, teddy bread, head, ready
oo	[u]	book, cook, good
er	[ə]	teacher, singer, dancer
oo ou u	[ʌ]	blood, flood touch, double, trouble gun, fun, jungle
O a	[ɒ] [æ]	not, hot, pot, rock, stop wasp, was, want, watch

БУКВОСОЧЕТАНИЯ.

ДОЛГИЕ ЗВУКИ.



Буквы, буквосочетания	Долгие звуки	Слова
e	[i:]	he, she, me, Pete, we
ee		tree, bee, feet, deep, queen, feel, sweets
ea		treat, read, jeans, please, eat, team
ie		chief, brief, piece, field, niece
ei		receipt, receive, deceive, ceiling
u	[ju:]	music, computer, student
ew		new, few, chew, pew, stew
eu		neutral, deuce, Europe
oo		soon, mood, moon, too, stool



o	[u:]	do, move, prove, who
ou		group, rouble
ew		crew, flew, drew
aw	[ɔ:]	law, draw, saw, Australia
or		sport, corn, port, horse
ore		store, more, shore
oor		door, floor
au		autumn, audio, pause
al		tall, talk, walk, ball, chalk
ir	[ɜ:]	bird, girl, circus, firm
ur		fur, burn, surf, turn
er		her, serve, perch
ear		learn, pearl




or		word, work, worm
ar	[a:]	arm, park, car, party

ДИФТОНГИ.

Буквы, буквосочетания	Звуки с небольшой историей	Слова
Оа	<div style="text-align: center;">[əu]</div>  <p>Гномика не позвали на праздник. Он возмутился и проговорил [əu]</p>	load, boat, coat, soap
О		go, home, nose, rope, no
Ое		toe, foe, Joe
old		cold, bold, sold, fold
ow	<div style="text-align: center;">[au]</div>	how, now, brown, clown
ou		out, ground, mouse,

	 <p>Гномик потерял своего друга. Он ищет и зовет его.</p>	house
<p>Oy</p> <p>oi</p>	<p>[ɔɪ]</p>  <p>Гномик боится щекотки и проговаривает [ɔɪ]</p>	<p>Boy, toy, joy</p> <p>boil, noise, join</p>
<p>Ay</p> <p>Ey</p> <p>Ei</p> <p>Ai</p> <p>A</p>	<p>[eɪ]</p>	<p>Play, way, say, away</p> <p>Grey, they, hey, obey</p> <p>Eight, weight</p> <p>Train, rain, pain, sail</p> <p>Lake, take, table, make</p>

	 <p>Гномик нашел клад с золотом. Он решил позвать друзей.</p>	
Ei ie i igh y ye	<p>[Aɪ]</p>  <p>ГНОМИК ПОСТОЯННО УДАРЕТСЯ МИЗИНЦЕМ О НОЖКУ КРОВАТИ И ПРОГОВАРИВАЕТ [Aɪ]</p>	Height, neither, either Pie Time, life, ice, nice Fight, light, night Dry, try, why Eye, bye
Eer Ear	<p>[ɪə]</p>	Deer, cheer, career Ear, near, hear, clear

Ere	 <p>Гномик любит баловаться и пародировать плачь младенца.</p>	Here, severe, sphere
Are	[eə]	Care, prepare, hare, dare
ear		Bear, swear
Air		Hair, fair, repair, stair
Ere		There, where
	Гномик любит прыгать с тарзанки и весело кричать.	
Our	[uə]	Tour
Oor		Poor, moor
Ue		Cruel, duel, fuel
	Гномик любит поднимать штангу и проговаривать [uə]	

--	--	--

ТРИФТОНГИ.

[auə]: tower, shower, sour, flour, flower, power

[aɪə]: fire, hire, admire, empire, tired, diet, quiet

[juə]: pure, cure, euro

[ɔɪə]: royal, loyal, employer

[eɪə]: layer, player

[əʊə]: grower, lower, rower, thrower

ПРАВИЛА ЧТЕНИЯ ГЛАСНЫХ БУКВ В УДАРНОМ СЛОГЕ

	I тип (открытый слог)	II тип (закрытый слог)	III тип (гласная + r)	IV тип (гласная + r + e)
a	[eɪ] name	[æ] flag	[a:] part	[ɛə] hare
o	[əʊ] rose	[ɔ] stop	[ɔ:] sport	[ɔ:] store
e	[i:] Pete	[e] pet	[ə:] Bert	[iə] here
u	[ju:] music	[ʌ] bus	[ə:] fur	[juə] pure
i Y	[aɪ] Mike type	[ɪ] pin Syd	[ə:] sir	[aɪə] fire

[eɪ]

face

name

date

plane

game

[æ]

Ann

glad

man

flat

land

[a:]

arm

car

mark

March

garden

[eə]

bare

hare

rare

prepare

fare

Rhymes and poems

My name is Ann,

Her name is Jane,

His name is Dan,

Say it again!

Ann's cat is black,

Jane's cat is grey.

They often drink milk

And wash every day.

I see a big black cat,

Big black cat,

Big black cat.

What a big black cat!

What a cat!

What a cat!

Tom and Jill
Are in the park.
I live here.
You live near.
Tom lives so far
He goes by car.

One is fair,
The other is dark.

I'm a hare,
I run around the bear.
I'm small,
The bear can't
catch me at all.

Don't Care

Don't Care didn't care,
Don't Care was wild:
Don't care stole plum and pear
Like any beggar's child.
Don't Care was made to care
Don't Care was hung:
Don't Care was put in a pot
And boiled till he was done.

Ee

[i:]

be

he

she

Pete

Steve

[ɜ:]

verb

her

term

serve

herb

[e]

leg

help

ten

pencil

letter

[ɪə]

here

deer

mere

sphere

cheer

Rhymes and poems

I like to eat

Ben: Tell me, little Pete,

What you like to eat?

Pete: Well, I like to eat

What is tasty and sweet.

A pen and a pencil

Pete has got a pencil,

Pete has got a pen,

He draws with his pencil

And writes with his pen.

I see the letters

I see the letters,

I see the letters,

But they are not for me.

We see a pen in the bag.

You see a hen at the door.

Stop! Look! Listen!

They see a cat under the bench.

Before you cross the street

I see a carpet on the floor.

Use your eyes,

Use your ears,

And then use your feet.

Grizzly bear

If you ever, ever, ever meet a grizzly bear –

You must never, never, never ask him where

He is going or what he is doing:

For if you ever, ever dare

To stop a grizzly bear –

You will never meet

Another grizzly bear.

Ii Yy

[Aɪ]

list

five

lyric

mine

sunny

pie

fly

[ɜ:]

type

bird

[ɪ]

girl

zip

Byrd

tip

skirt

shirt
[aɪə]
fire
wire

hire
tyre
byre

Rhymes and poems

My kite

I've got my kite
My kite is white.
My kite is in the sky.
Fly high, my kite,
Fly high, white kite,
Fly high in the blue sky.

I shouldn't like to have that for my food.

But the flames all lick their lips –
It must taste good!

A fire

Why does a fire eat big sticks of wood?

Spring is green.

Summer is bright,

Autumn is yellow,

Winter is white.

Oo

[əʊ]

go
nose
home
rose
open

[ɒ]

hot
dog
song
cock
stop
[ɔ:]

or	[ɔ:]
fork	store
sport	more
both	shore
short	core
	bore

Rhymes and poems

slow

Donkey

so slow

Donkey, donkey, old and grey,

go so slow

Open your mouth and gently bray,

don't go so slow

Lift your ears and blow your horn,

Joe, don't go so slow

To wake the world this sleepy morn.

Oh, Joe, don't go so slow.

The Rose and the Horse

Limerick

The fox is growing a rose.

There was an Old Man with a nose,

The rose is a lovely flower.

Who said: if you choose to suppose,

The horse looks at the rose.

That my nose is too long,

It's looked for a whole hour.

You are certainly wrong.

That remarkable man with a nose.

Cock a Doodle Doo

Cock a doodle do

My dame has lost her shoe

My master lost his fiddling stick

And doesn't know what to do

And doesn't know what to do.

Uu

[ju:]	[ɜ:]
music	turn
student	burn
unit	hurt
neutral	curl
due	turkey
[ʌ]	[juə]
sun	cure
cup	pure
lunch	endure
under	secure
but	

Rhymes and poems

Autumn

Autumn is good:

The sky is blue,

The air is pure.

Autumn is cruel:

Books and school

Teachers' rule.

Time for school

The weather is cool,

We run to school,

Wow! I see you,

Your bag is blue

ТАБЛИЦА БУКВОСОЧЕТАНИЙ.

Буквы, буквосочетания	Звуки	Слова
sure	[ʒə]	pleasure, treasure, measure
sion	[ʒn]	decision, vision, illusion
ture	[tʃə]	lecture, literature, mixture
tion, sion	[ʃn]	condition, production, version, mission, nation
ight, ght	[aɪt], [aɪ]	sight, bright, right
ould	[ʊd]	would, could, should
war	[wɔ:]	war, ward, swarm, warm

ПОЁМ ПЕЧИ!

Singing songs!

The wheels on the bus

The wheels on the bus go round and
round,
Round and round,
Round and round.
The wheels on the bus go round and
round
All through the town!

The people on the bus go up and
down,
Up and down,
Up and down.
The people on the bus go up and

down
All through the town!

The horn on the bus goes beep,
beep, beep,
Beep, beep beep,
Beep, beep, beep.
The horn on the bus goes beep,
beep, beep
All through the town!

The wipers on the bus go swish,
swish, swish,
Swish, swish, swish,

Swish, swish, swish.
The wipers on the bus go swish,
swish, swish
All through the town!

The signals on the bus go blink,
blink, blink,
Blink, blink, blink.
Blink, blink, blink.
The signals on the bus go blink,
blink, blink
All through the town!

The motor on the bus goes zoom,
zoom, zoom,
Zoom, zoom, zoom.
Zoom, zoom, zoom.
The motor on the bus goes zoom,
zoom, zoom
All through the town!

The babies on the bus go waa, waa,
waa,
Waa, waa, waa,
Waa, waa, waa.
The babies on the bus go waa, waa,
waa
All through the town!

The parents on the bus go shh, shh,
shh,
Shh, shh, shh.
Shh, shh, shh.
The parents on the bus go shh, shh,
shh,
All through the town!

The mummy on the bus says, I love
you,
I love you, I love you.
The daddy on the bus says, I love
you, too,
All through the town!

A Sailor Went To Sea

A sailor went to sea, sea, sea
To see what he could see, see, see
But all that he could see, see, see
Was the bottom of the deep blue sea, sea, sea!

A sailor went to knee, knee, knee
To see what he could knee, knee, knee
But all that he could knee, knee, knee
Was the bottom of the deep blue knee, knee, knee!
(Sea, sea, sea)

A sailor went to chop, chop, chop
To see what he could chop, chop, chop
But all that he could chop, chop, chop
Was the bottom of the deep blue chop, chop, chop!

Cheeks of Rose, Tiny Toes (Our Baby)

Cheeks of rose, tiny toes,
has our little baby.
Eyes of blue, fingers too,
Cunning all as may be.

Mouth so fair, skin so clear,
just as soft as may be.
Bony eyes, looking wise,
Such a precious baby.

Thee I love, sweetest dove,
darling little baby.
While I live, thee I'll give
Kisses warm as may be.

Crow and play all the day,
happy little baby.
May your life, free from strife,
Pure as 'tis today be.

Early to Bed

Early to bed
Early to rise
Makes a man
Healthy
Wealthy
and Wise.

Early to bed
Early to rise
Makes a man

Days of the Week

Days of the Week (Clap, clap)
Days of the Week (Clap, clap)
Days of the Week, Days of the
Week, Days of the Week! (Clap,
clap)

There's Sunday and there's
Monday
There's Tuesday and there's
Wednesday
There's Thursday and there's
Friday
And then there's Saturday!

Days of the Week (Clap, clap)
Days of the Week (Clap, clap)
Days of the Week, Days of the
Week, Days of the Week! (Clap,
clap)

Healthy
Wealthy
and Wise.

Eeny, Meeny, Miny, Moe

Eeny, meeny, miny, moe
Catch a piggy by the toe
If he hollers let him go!
Eeny, meeny, miny, moe

Five Fat Sausages

Five fat sausages frying in a pan
All of a sudden - one went
"BANG"!

Four fat sausages frying in a pan
All of a sudden - one went
"BANG"!

Three fat sausages frying in a
pan
All of a sudden - one went
"BANG"!

Two fat sausages frying in a pan
All of a sudden - one went
"BANG"!

One fat sausage frying in a pan
All of a sudden - it went
"BANG"!

No fat sausages frying in a pan.

Eeny, meeny, miny, moe
Catch a monkey by the toe
If he hollers let him go!
Eeny, meeny, miny, moe

The Finger Family Song

Daddy finger, daddy finger,
where are you?
Here I am, here I am. How do
you do?

Mommy finger, Mommy finger,
where are you?
Here I am, here I am. How do
you do?

Brother finger, Brother finger,
where are you?
Here I am, here I am. How do
you do?

Sister finger, Sister finger, where
are you?
Here I am, here I am. How do
you do?

Baby finger, Baby finger, where
are you?
Here I am, here I am. How do
you do?

Hand Washing Song

Wash hands well each day,
To keep germs away.
Scrub with soap and water,
And be on your way.

Wash hands well each day,
To keep germs away.
Scrub with soap and water,
And be on your way.

I Love The Mountains

I love the mountains
I love the rolling hills
I love the flowers
I love the daffodils
I love the fireside
When the lights are low
Boom de-ahh-da
Boom de-ahh-da
Boom de-ahh-da
Boom de-ahh-d

I Hear Thunder

I hear thunder!
I hear thunder!
Hark don't you,
hark don't you?
Pitter, patter raindrops,
Pitter patter raindrops,
I'm wet through
and so are you!

Johny Johny (Yes Papa)

Johny, Johny!
Yes, Papa
Eating sugar?
No, Papa
Telling lies?
No, Papa
Open your mouth!
Ha! Ha! Ha!

London Bridge is Falling Down

"London Bridge is Falling Down" is sung with several different verses. Here are some popular ones...

London Bridge is falling down,
Falling down, falling down,
London Bridge is falling down,
My fair lady.

Build It Up With Sticks and Stones,
Sticks and Stones,
Sticks and Stones.
Build It Up With Sticks and Stones,
My Fair Lady.

Sticks and Stones Will All Fall
Down,
All Fall Down All Fall Down,
Sticks and Stones Will All Fall
Down,
My Fair Lady.
Build It Up With Wood and Clay,
Wood and Clay Wood and Clay,
Build It Up With Wood and Clay,
My Fair Lady.

Wood and Clay Will Wash Away,
Wash Away,
Wash Away.
Wood and Clay Will Wash Away,
My Fair Lady.

Build It Up With Iron and Steel,
Iron and Steel,
Iron and Steel,
Build It Up With Iron and Steel,
My Fair Lady.

Iron and Steel Will Bend and Bow,
Bend and Bow,
Bend and Bow,
Iron and Steel Will Bend and Bow,
My Fair Lady.

Built it up with silver and gold,

Silver and gold, silver and gold,
Built it up with silver and gold,
My fair lady.

Gold and silver I have none,
I have none, I have none,
Gold and silver I have none,
My fair lady.

Build It Up With Bricks of Shaw,
Bricks So Sure,
Bricks So Sure,
Build It Up With Bricks of Shaw,
My Fair Lady.

It Will Stand For Ever More,
Ever More,
Ever More,

It Will Stand For Ever More,
My Fair Lady.

Miss Polly Had a Dolly

Miss Polly had a dolly who was
sick, sick, sick.
So she phoned for the doctor to
come quick, quick, quick.
The doctor came with his bag and
his hat,
And knocked at the door with a rat-
a-tat-tat.

He looked at the dolly and shook his

head,

And said "Miss Polly put her
straight to bed.

He wrote a paper for a pill, pill, pill.
I'll be back in the morning with the
bill, bill, bill.

My Bonnie Lies Over The Ocean

My Bonnie lies over the ocean,
My Bonnie lies over the sea,
My Bonnie lies over the ocean,
Oh bring back my Bonnie to me,

Bring back, bring back,
Oh bring back my Bonnie to me, to
me,
Bring back, bring back,
Oh bring back my Bonnie to me!

Last night as I lay on my pillow,
Last night as I lay on my bed,
Last night as I lay on my pillow,
I dreamt that my Bonnie was dead.

Bring back, bring back,
Oh bring back my Bonnie to me, to
me,
Bring back, bring back,
Oh bring back my Bonnie to me

The Seasons

Spring is showery, flowery, bowery
Summer - hoppy, croppy, poppy,
Autumn - wheezy, sneezy, freezy,
Winter - slippery, drippy, nippy.

Twinkle Twinkle Little Star

Twinkle, twinkle, little star,
How I wonder what you are.
Up above the world so high,
Like a diamond in the sky.

Twinkle, twinkle, little star,
How I wonder what you are!

When the blazing sun is gone,
When he nothing shines upon.
Then you show your little light,
Twinkle, twinkle, all the night.
Twinkle, twinkle, little star,

How I wonder what you are!

Then the traveller in the dark
Thanks you for your tiny spark.
He could not see which way to go,
If you did not twinkle so.

Twinkle, twinkle, little star,
How I wonder what you are!

In the dark blue sky you keep,
And often through my curtains peep.
For you never shut your eye,
Till the sun is in the sky.

As your bright and tiny spark,
Lights the traveller in the dark.
Though I know not what you are,
Twinkle, twinkle, little star.

Twinkle, twinkle, little star,
How I wonder what you are!

Twinkle, twinkle, little star,
How I wonder what you are!

If You're Happy

If you're happy, happy, happy clap your hands.
If you're happy, happy, happy clap your hands.
If you're happy, happy, happy clap your hands, clap your hands.
If you're happy, happy, happy clap your hands.

If you're angry, angry, angry stomp your feet.
If you're angry, angry, angry stomp your feet.
If you're angry, angry, angry stomp your feet, stomp your feet.
If you're angry, angry, angry stomp your feet.

If you're scared, scared, scared say, "Oh no!"
If you're scared, scared, scared say, "Oh no!"
If you're scared, scared, scared say, "Oh no!" Say, "Oh no!"
If you're scared, scared, scared say, "Oh no!"

If you're sleepy, sleepy, sleepy take a nap.
If you're sleepy, sleepy, sleepy take a nap.
If you're sleepy, sleepy, sleepy take a nap, take a nap.
If you're sleepy, sleepy, sleepy take a nap.

If you're happy, happy, happy clap your hands.
If you're happy, happy, happy clap your hands.
If you're happy, happy, happy clap your hands, clap your hands.
If you're happy, happy, happy clap your hands.

My favourite season

Spring is my favorite season

And let me tell you the reason:

I love spring because I love flowers!

Spring is my favorite season.

Autumn is my favorite season

And let me tell you the reason:

I love autumn because I love the rain!

Autumn is my favorite season.

Summer is my favorite season

And let me tell you the reason:

I love summer because I love the sun!

Summer is my favorite season.

Winter is my favorite season

And let me tell you the reason:

I love winter because I love the snow!

Winter is my favorite season.

ЧТЕНИЕ

READING PRACTICE

Playing with Paws

Hiss! Aunt Trish's cat, Paws, flashed his teeth at Roy.

"Slow down," Aunt Trish told Roy. She didn't look pleased. "You shouldn't move so fast around cats."

Roy stepped away from Paws. He didn't know anything about cats. Back home, he had two dogs. But Roy's mom was away on a trip. So Roy had to stay with Aunt Trish—and Paws—for a week.

"Paws has never been around kids," Aunt Trish said, petting the cat. "I hope you two can get along."

Paws rubbed against Aunt Trish's hand and purred.

But when Roy put his hand out, Paws ran off and hid under the couch.

Roy felt worried. It looked like it was going to be a hard week.

- Why is Roy staying at Aunt Trish's house?

a) Roy's mother is away on a trip.

b) Roy's house is under construction.

c) Roy wants to stay with Aunt Trish's cat.

Strawberry Shortcake Surprise

Kayla skipped into Ben's house. She was bursting with excitement. It was her first playdate with her new friends, Ben and Milo.

"Guess what?" Ben said. "My dad says we can bake a cake."

"Hooray!" Kayla shouted.

The kids crowded around Ben's dad as he handed out aprons.

"Okay," said Ben's dad. "It's strawberry shortcake time!"

Kayla froze. Strawberries! She couldn't eat strawberries. The last time she ate strawberries, she got itchy red spots all over her skin! The doctor told her that she was allergic to strawberries.

"Is shortcake like real cake?" Milo asked.

"Yes," said Ben's dad. "It's cake with whipped cream and strawberries on top."

- What happened the last time Kayla ate strawberries?

- a)The doctor said to eat more of them
- b)She got itchy red spots on her skin.
- c)She got red strawberry juice on her clothes.

Which picture better matches the setting?

Clouds floated across the blue sky, and a gentle breeze blew through the forest.

Red and yellow leaves drifted down from the trees.It was time for Bart's nap, but h
ewas hungry. The brown bear stood up on his back paws to reach the berries. As he
gobbled them up, the juice colored his fur purple.

A)



B)



Dakota gazed into the dark sky. From here, Earth looked like a green-and-blue ball.

He was surprised that the land was so dry and flat. He took slow, careful steps.

His legs felt heavy in his spacesuit, and he didn't want to trip over his big boots.

When he reached the camera, Dakota held up his flag and grinned.

He was the first kid on the moon!

A)



B)



The hot sun beat down on Rahi. He could hear seagulls cawing among the waves, but he kept his eyes on his work.

Even though Rahi wore a baseball cap, his nose was sunburned. But he was almost finished. He balanced on his knees and placed the last pail of sand at the top of the stack. His giant spaceship looked perfect!

A)



B)



The stage curtains opened, showing a tall castle in a field of flowers.

Elsa rolled her wheelchair onto the stage. With so many people watching, she was too nervous to smile. She wiped her shaking hands on her tutu and checked her crown again.

Then the music started, and her fear disappeared. Spinning her chair and raising her arms, Elsa danced.

A)



B)



Who is the narrator?

Strange shadows covered my bedroom walls. What was that sound? Was it footsteps? Shaking, I held my teddy bear close.

Once I start feeling scared, it is hard to stop. But this time, I knew what to do! I turned on my new night-light. *Click!* The warm glow of the night light filled the room.

The shadows disappeared, and soon I was drifting off to sleep.

a) a child b) a parent c) a night – light

I've been begging Aunt Charlene to let me play her piano. Today, she's going to teach me how! I don't need a lesson, though. I watch her play every day.

I drop my toy train and climb onto the piano bench. I move my hands really fast, hitting lots of keys at the same time: *Bang, crash, clang!*

"Oh no! Is the piano broken?" I ask.

Aunt Charlene laughs. "No, but my ears might be!"

a) Aunt Charlene **b)** an adult neighbour **c)** a young child

I bent my knees and got ready to jump. "Okay, here I go!" I cried.

Thump! The rope hit my shoes and flopped to the ground. I felt my face grow red.

I thought my sister would laugh, but she didn't. She just said, "You're waiting too long to jump, little bro." She gave me some tips and I tried again. This time I made it over the rope.

"Thanks, sis!" I said.

a) a gym teacher **b)** an older sister **c)** a young brother

My rug by the window was warm and soft. Chewing on my favorite bone, I curled up in the sunlight. I was looking forward to a calm, quiet day.

I was happily chasing rabbits in my dreams when the doorbell rang.

"Oh no," I thought, waking up fast. "It's puppy-sitting day!"

The puppy charged in, jumped on my back, and then pulled at my tail. So much for calm and quiet!

a) a puppy **b)** a person **c)** an adult dog

Martin's Monkey

Martin picked up his stuffed monkey and gave it a squeeze. "Today I'm starting first grade, Sunny. I might not know anyone in my class. So I'm glad you're coming with me!"

"You should leave Sunny at home," Martin's sister Clara said. "The other kids might think it's strange to bring a stuffed animal to school. I never brought my toys with me."

But Martin took Sunny *everywhere*. Sunny came on car rides and camping trips. And when it thundered loudly, Martin always looked into the monkey's bright, sunny eyes. It helped him to remember that storms don't last forever. Petting Sunny's golden fur helped Martin feel calm and happy.

Now, Martin put Sunny in his backpack. "Sunny can't stay home," he told Clara. "He's my best friend!"

- Why does Martin want to bring Sunny to school? Look for clues in the story.

a) Martin feels less afraid when Sunny is near.

b) Clara told Martin to show Sunny to his friends.

c) The other kids told Martin they will bring toys, too.

Ice towers

Imagine walking through Antarctica. It is very, very cold. Everything is covered with snow and ice. You probably wouldn't expect to see a huge volcano filled with hot lava. But that is what you might find! Antarctica has a volcano called Mount Erebus. Sometimes the heat from Mount Erebus escapes through cracks in the frozen ground. When the heat meets the cold air outside, it makes steam. The steam freezes right away because the air is so cold. As steam keeps pouring out

and freezing, it builds a hollow tower of ice.

Ice towers can be as tall as sixty feet! They sometimes look like giant white chimneys with smoke coming out. These huge ice towers are found all around Mount Erebus

- **What can you find in Antarctica?**

a) Large cities

b) Polar bears

c) A volcano

Hedgehogs

If you see a hedgehog for the first time, you might think it looks a little funny. These animals have hard, pointy hairs all over their backs. They look like they are covered with pins!

Hedgehogs also sometimes look like balls. That is because when hedgehogs are afraid, they roll up into a ball. This helps protect them from foxes and other animals. Hedgehogs have big claws on their feet. These claws are like long toes.

They use these claws to dig in the ground for bugs to eat. These busy animals sometimes hunt for food in rows of bushes called hedges. When they make noises, they sound like pigs or hogs. People think that is how they got the name "hedgehog."

- **What do hedgehogs do when they are scared?**

- a) They use their strong legs to run away
- b) They make loud, scary noises
- c) They roll their bodies into a ball

Famous places

In Lisbon, people ride streetcars. A streetcar looks like a train car. But it runs on tracks in the streets. A streetcar works like a bus. It stops so people can get on. Then it goes to the next stop.

The middle of the United States has a lot of open land. Some of that land is called the Great Plains. Much of the land in the Great Plains is flat. The flat land makes the Great Plains good for farming.

In London, there is a very tall tower with a huge clock on top. Inside the clock is a bell. This bell is called Big Ben. Big Ben is old. People first heard the bell ring many years ago.

The pyramids in Egypt are very tall and have pointed tops. They are made of big blocks of stone. People made the pyramids long ago. They were made for kings of Egypt.

- **Complete the sentence.**

- 1) In Lisbon, streetcars run _____.
 - a) behind buses
 - b) without stopping
 - c) on tracks

2)_____ land is good for farming.

a)rocky

b)sandy

c)flat

3)Big Ben is a _____.

a)town

b)bell

c)bridge

4)The pyramids are made of _____

a)stone

b)sand

c)wood

ЗАКЛЮЧЕНИЕ

В методике обучения иностранным языкам ключевыми являются формирование языковых навыков и речевых умений. Считается, что при обучении любому виду речевой деятельности учителю необходимо сформировать навыки, а также умения, которые определены учебной программой и соответствуют потребностям образования и развития личности.

В нашей методической разработке речь идет о рецептивном виде речевой деятельности – чтении. В данной работе выявлены педагогические условия с учетом психологических особенностей младших школьников, обеспечивающих эффективность процесса обучения чтению младших школьников на английском языке.

Предложенный комплекс упражнений позволяет совершенствовать технику чтения: соотнесение зрительной/графический образ речевой единицы с ее слухоречедвигательным образом, а также владение различными технологиями извлечения информации из текста и их адекватное использование в зависимости от поставленной задачи.

Опираясь на теоретические и практические знания, мы надеемся, что посредством использования приведенных упражнений у обучающихся сформируется положительный настрой на развитие и совершенствование техники чтения.

Список литературы.

1. Быкова, Н. И. Spotlight 2: Student's Book / Английский язык. 2 класс / Н.И. Быкова, Дули Дженни, М. Д. Поспелова, Вирджиния Эванс. - М.: Express Publishing, Просвещение, 2011.
2. Соловова Е.Н. Методика обучения иностранным языкам: Базовый курс лекций: Пособие для учителей и студентов пед.вузов.- М.: Просвещение, 2003.- 239 с.
- 3.Thoreleif G. Hegge, Samuel A. Kirk, Winifred D. Kirk: Remedial reading drills.
- Internet Edition for Free Distribution by Donald L. Potter, 2005
- 4.Платформа «I excel» - URL: IXL Language arts
<https://www.ixl.com/ela/kindergarten>
5. Приложение «Wordwall» - URL: <https://wordwall.net>

Приложение 1

Игра «Бинго»

Карточки

f	y	d
c	t	b
v	z	n
k	l	m

w	s	q
d	j	h
p	l	b
v	g	r

c	k	w
v	g	j
x	h	b
d	s	z

x	z	j
l	p	g
s	h	n

m	w	v
---	---	---